

THE ECONOMIC IMPACT OF HIGHER EDUCATION INSTITUTIONS

For the full set of reports on the impact of higher education institutions on the UK economy, visit: www.universitiesuk.ac.uk

ECONOMIC OUTPUT




In 2011–12, the higher education sector generated over **£73 billion** of output (both direct and indirect effects).

CONTRIBUTION TO NATIONAL ECONOMY


The UK's higher education sector makes a significant contribution to the national economy.



Higher education contributed **2.8% of UK GDP** in 2011 (up from 2.3% in 2007)...




... and generated **2.7% of all UK employment** in 2011 (up from 2.6% in 2007).



UNIVERSITY JOBS

UK universities employed **378,250 people** in 2011, just over 1% of all UK employment in 2011.



JOBS IN THE ECONOMY

For every **100 full-time jobs** at universities, another **117 full-time jobs** are generated in other sectors of the economy.

IMPACT OF SPENDING

University spending has a big impact. Universities generate **more GDP per unit** of expenditure than other sectors including health, public administration and construction.



757,268
jobs

JOBS GENERATED

In 2011–12 the higher education sector generated **757,268 full-time** equivalent jobs.



UNIVERSITY REVENUES

In 2011–12, **less than half** of all revenue to universities was from public sources.

THE ECONOMIC IMPACT OF INTERNATIONAL STUDENTS (EU AND NON-EU)

For the full set of reports on the impact of higher education institutions on the UK economy, visit: www.universitiesuk.ac.uk

UK EXPORT EARNINGS



£10.7bn

In 2011–12, the higher education sector as a whole generated an estimated **£10.7 billion** of export earnings for the UK.

OVERSEAS STUDENTS



435,235
students

UK universities attracted **435,235 students** from outside the UK in 2011–12. **70%** were from outside the EU.

STUDENT EXPENDITURE

Expenditure by international students on fees and accommodation amounted to **£4.4 billion** in 2011–12. **£3.8 billion** was from non-EU students alone.



£4.9bn


OFF-CAMPUS EXPENDITURE

International students buy goods and services off-campus. In 2011–12 their estimated expenditure was **£4.9 billion**, **£3.4 billion** of which was from non-EU students alone.



£4.4bn

£3.8bn



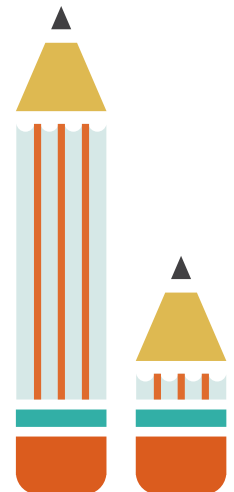
OUTPUT GENERATED

Nearly **20%** of the output generated by the higher education sector can be attributed to the enrolment of non-EU students (**£13.9 billion of £73 billion**).

JOBS GENERATED

136,639
jobs

In 2011–12, the higher education sector generated **757,268 full-time** equivalent jobs – **18% of these jobs** can be attributed to the enrolment of non-EU students (**136,639 jobs**).



HIGHER EDUCATION AND LOCAL GROWTH

For the full set of reports on the impact of higher education institutions on the UK economy, visit: www.universitiesuk.ac.uk

EAST OF ENGLAND

£2.5bn



In 2011–12, universities in the East of England generated output of **£2.5 billion**.

HIGHER EDUCATION INSTITUTIONS: 9

NEW STUDENTS ARRIVE



52,405
students

In 2011–12, universities attracted **52,405** students from other parts of the UK to study in the East of England.

JOBS GENERATED



62,840
jobs

The East of England's higher education institutions, together with the spending of international students and students from other parts of the UK, generated **62,840 jobs** in 2011–12.

This was equivalent to **2.2%** of the 2012 East of England workforce in employment.


LOCAL ECONOMY

£3.5bn



When combined with the impact of spending of international students and students from other parts of the UK, universities generated total regional GVA of **£3.5 billion** in 2011–12.

This was equivalent to **3.1%** of total 2011 East of England GVA.



£3.4bn

As well as output of £2.5 billion, through knock-on effects universities in the East of England generated an additional **£3.4 billion** in other industries throughout the UK in 2011–12.

The majority of these effects (**£3.1 billion**) were in the East of England.

HIGHER EDUCATION AND LOCAL GROWTH

For the full set of reports on the impact of higher education institutions on the UK economy, visit: www.universitiesuk.ac.uk

EAST MIDLANDS

£1.7bn



In 2011–12, universities in the East Midlands generated output of **£1.7 billion**.

HIGHER EDUCATION INSTITUTIONS: 9

NEW STUDENTS ARRIVE



84,695
students

In 2011–12, universities attracted **84,695** students from other parts of the UK to study in the East Midlands.

JOBS GENERATED



53,220
jobs

The East Midlands' higher education institutions, together with the spending of international students and students from other parts of the UK, generated **53,220 jobs** in 2011–12.

This was equivalent to **2.5%** of the 2012 East Midlands workforce in employment.

LOCAL ECONOMY

£2.7bn



When combined with the impact of spending of international students and students from other parts of the UK, universities generated total regional GVA of **£2.7 billion** in 2011–12.

This was equivalent to **3.3%** of total 2011 East Midlands GVA.



£2.3bn

As well as output of £1.7 billion, through knock-on effects universities in the East Midlands generated an additional **£2.3 billion** in other industries throughout the UK in 2011–12.

The majority of these effects (**£1.9 billion**) were in the East Midlands.

HIGHER EDUCATION AND LOCAL GROWTH

For the full set of reports on the impact of higher education institutions on the UK economy, visit: www.universitiesuk.ac.uk

LONDON

£5.8bn



In 2011–12, universities in London generated output of **£5.8 billion**.

HIGHER EDUCATION INSTITUTIONS: 40

NEW STUDENTS ARRIVE



113,995
students

In 2011–12, universities attracted **113,995** students from other parts of the UK to study in London.

JOBS GENERATED



145,921
jobs

London's higher education institutions, together with the spending of international students and students from other parts of the UK, generated **145,921 jobs** in 2011–12.

This was equivalent to **3.7%** of the 2012 London workforce in employment.

LOCAL ECONOMY

£7.9bn



When combined with the impact of spending of international students and students from other parts of the UK, universities generated total regional GVA of **£7.9 billion** in 2011–12.

This was equivalent to **2.8%** of total 2011 London GVA.



£7.9bn

As well as output of £5.8 billion, through knock-on effects universities in London generated an additional **£7.9 billion** in other industries throughout the UK in 2011–12.

The majority of these effects (**£5.9 billion**) were in London.

HIGHER EDUCATION AND LOCAL GROWTH

For the full set of reports on the impact of higher education institutions on the UK economy, visit: www.universitiesuk.ac.uk

NORTH EAST

£1.1bn



In 2011–12, universities in the North East of England generated output of **£1.1 billion**.

HIGHER EDUCATION INSTITUTIONS: 5

NEW STUDENTS ARRIVE



40,505
students

In 2011–12, universities attracted **40,505** students from other parts of the UK to study in the North East of England.

JOBS GENERATED



32,246
jobs

The North East of England's higher education institutions, together with the spending of international students and students from other parts of the UK, generated **32,246 jobs** in 2011–12.

This was equivalent to **2.8%** of the 2012 North East of England workforce in employment.

LOCAL ECONOMY

£1.6bn



When combined with the impact of spending of international students and students from other parts of the UK, universities generated total regional GVA of **£1.6 billion** in 2011–12.

This was equivalent to **3.8%** of total 2011 North East GVA.



£1.5bn

As well as output of £1.1 billion, through knock-on effects universities in the North East of England generated an additional **£1.5 billion** in other industries throughout the UK in 2011–12.

The majority of these effects (**£1.1 billion**) were in the North East of England.

HIGHER EDUCATION AND LOCAL GROWTH

For the full set of reports on the impact of higher education institutions on the UK economy, visit: www.universitiesuk.ac.uk

NORTH WEST

£2.6bn



In 2011–12, universities in the North West of England generated output of **£2.6 billion**.

HIGHER EDUCATION INSTITUTIONS: 14

NEW STUDENTS ARRIVE



80,030
students

In 2011–12, universities attracted **80,030** students from other parts of the UK to study in the North West of England.

JOBS GENERATED



74,218
jobs

The North West of England's higher education institutions, together with the spending of international students and students from other parts of the UK, generated **74,218 jobs** in 2011–12.

This was equivalent to **2.3%** of the 2012 North West of England workforce in employment.

LOCAL ECONOMY

£3.9bn



When combined with the impact of spending of international students and students from other parts of the UK, universities generated total regional GVA of **£3.9 billion** in 2011–12.

This was equivalent to **3.1%** of total 2011 North West GVA.



£3.5bn

As well as output of £2.6 billion, through knock-on effects universities in the North West of England generated an additional **£3.5 billion** in other industries throughout the UK in 2011–12.

The majority of these effects (**£2.9 billion**) were in the North West of England.

HIGHER EDUCATION AND LOCAL GROWTH

For the full set of reports on the impact of higher education institutions on the UK economy, visit: www.universitiesuk.ac.uk

SOUTH EAST

£3.8bn



In 2011–12, universities in the South East of England generated output of **£3.8 billion**.

HIGHER EDUCATION INSTITUTIONS: 18

NEW STUDENTS ARRIVE



98,170
students

In 2011–12, universities attracted **98,170** students from other parts of the UK to study in the South East of England.

JOBS GENERATED



110,331
jobs

The South East of England's higher education institutions, together with the spending of international students and students from other parts of the UK, generated **110,331 jobs** in 2011–12.

This was equivalent to **2.6%** of the 2012 South East of England workforce in employment.


LOCAL ECONOMY

£5.7bn



When combined with the impact of spending of international students and students from other parts of the UK, universities generated total regional GVA of **£5.7 billion** in 2011–12.

This was equivalent to **3%** of total 2011 South East of England GVA.



£5.1bn

As well as output of £3.8 billion, through knock-on effects universities in the South East of England generated an additional **£5.1 billion** in other industries throughout the UK in 2011–12.

The majority of these effects (**£4.5 billion**) were in the South East of England.

HIGHER EDUCATION AND LOCAL GROWTH

For the full set of reports on the impact of higher education institutions on the UK economy, visit: www.universitiesuk.ac.uk

SOUTH WEST

£1.7bn



In 2011–12, universities in the South West of England generated output of **£1.7 billion**.

HIGHER EDUCATION INSTITUTIONS: 12

NEW STUDENTS ARRIVE



70,225
students

In 2011–12, universities attracted **70,225** students from other parts of the UK to study in the South West of England.

JOBS GENERATED



51,780
jobs

The South West of England's higher education institutions, together with the spending of international students and students from other parts of the UK, generated **51,780 jobs** in 2011–12.

This was equivalent to **2%** of the 2012 South West of England workforce in employment.

LOCAL ECONOMY

£2.7bn



When combined with the impact of spending of international students and students from other parts of the UK, universities generated total regional GVA of **£2.7 billion** in 2011–12.

This was equivalent to **2.6%** of total 2011 South West of England GVA.



£2.2bn

As well as output of £1.7 billion, through knock-on effects universities in the South West of England generated an additional **£2.2 billion** in other industries throughout the UK in 2011–12.

The majority of these effects (**£1.9 billion**) were in the South West of England.

HIGHER EDUCATION AND LOCAL GROWTH

For the full set of reports on the impact of higher education institutions on the UK economy, visit: www.universitiesuk.ac.uk

WEST MIDLANDS


£1.95bn



In 2011–12, universities in the West Midlands generated output of **£1.95 billion**.

HIGHER EDUCATION INSTITUTIONS: 12

NEW STUDENTS ARRIVE



76,580
students

In 2011–12, universities attracted **76,580** students from other parts of the UK to study in the West Midlands.

JOBS GENERATED



55,355
jobs

The West Midlands' higher education institutions, together with the spending of international students and students from other parts of the UK, generated **55,355 jobs** in 2011–12.

This was equivalent to **2.2%** of the 2012 West Midlands workforce in employment.


LOCAL ECONOMY

£2.9bn



When combined with the impact of spending of international students and students from other parts of the UK, universities generated total regional GVA of **£2.9 billion** in 2011–12.

This was equivalent to **3%** of total 2011 West Midlands GVA.



£2.6bn

As well as output of £1.95 billion, through knock-on effects universities in the West Midlands generated an additional **£2.6 billion** in other industries throughout the UK in 2011–12.

The majority of these effects (**£1.9 billion**) were in the West Midlands.

HIGHER EDUCATION AND LOCAL GROWTH

For the full set of reports on the impact of higher education institutions on the UK economy, visit: www.universitiesuk.ac.uk

YORKSHIRE & HUMBERSIDE

£2.2bn



In 2011–12, universities in Yorkshire & Humberside generated output of **£2.2 billion**.

HIGHER EDUCATION INSTITUTIONS: 11

NEW STUDENTS ARRIVE



94,430
students

In 2011–12, universities attracted **94,430** students from other parts of the UK to study in Yorkshire & Humberside.

JOBS GENERATED



62,838
jobs

Yorkshire & Humberside's higher education institutions, together with the spending of international students and students from other parts of the UK, generated **62,838 jobs** in 2011–12.

This was equivalent to **2.5%** of the 2012 Yorkshire & Humberside workforce in employment.

LOCAL ECONOMY

£3.2bn



When combined with the impact of spending of international students and students from other parts of the UK, universities generated total regional GVA of **£3.2 billion** in 2011–12.

This was equivalent to **3.5%** of total 2011 Yorkshire & Humberside GVA.



£2.8bn

As well as output of £2.2 billion, through knock-on effects universities in Yorkshire & Humberside generated an additional **£2.8 billion** in other industries throughout the UK in 2011–12.

The majority of these effects (**£2.1 billion**) were in Yorkshire & Humberside.